

## Corsica-Stickney Return to School Fall 2020

1. Return to classroom like normal (face coverings encouraged in situations where it is the best protection that can be given(like the shuttle bus ride face coverings will offer the best protection and are needed in this situation)
2. Space desks out as much as possible in each classroom(6 ft. is ideal but not always possible)
  - a. No pods of desks/tables --- ALL desks/tables should face the same direction
3. Eat lunch in cafeteria-time spaced/ or more isolated area if possible
  - a. Will have individual salad bar offerings for students to take and the Elem will be served salad bar items by staff--so those options are still available.
4. Each elementary class has their separate play areas to distance.
5. Assigned seats on bus
  - a. Siblings sit together if possible
  - b. Having assigned seats will help with contact tracing and determining who needs to quarantine if someone from the bus is positive (anyone within 6 feet for >15 minutes) rather than everyone on the bus needing to quarantine. This is an appropriate place to mask during the shuttle bus ride. Regular bus routes we believe have enough room to spread out and distance.
6. OK to still go to PE/music with individual classes—Spacing and Outside activities utilized
7. Need to have adequate supplies for cleaning/sanitizing classrooms and buses
- 8. Parents need to monitor their children closely-----Do not send student to school if they present any symptoms of cough, fever, chills, muscle pain, shortness of breath or difficulty breathing, sore throat, new loss of taste or smell.**

We strived to take a common sense approach in putting together a plan that best fit the needs within our district.

Although there are varying opinions about COVID-19, wearing masks, etc., the district has an obligation to keep our students and staff safe. This will be a joint effort between the school, parents, and our communities. The Center for Disease Control does not recommend that school personnel screen students upon entry. The below graphic will assist you in determining whether to send your child to school. As with everything else during the pandemic, the graphics are subject to change.

# Screening Prior to Or During School

## SYMPTOMS TO LOOK FOR



Temperature of 100.4 or higher



Sore Throat



New uncontrolled cough that causes difficulty breathing



Diarrhea, vomiting, or abdominal pain



New onset of severe headache, especially with fever

Other symptoms include: loss of taste or smell, shortness of breath or problem breathing, chills, muscle pain, runny nose, feeling nauseous, and poor appetite

Note: Symptom screenings will fail to identify some students (up to 16%) who have SARS-CoV-2 Infection.



9.

## Home Screening

- **Symptoms**
  - **Temperature 100.4 degrees Fahrenheit or higher when taken by mouth**
  - **Sore throat**
  - **New uncontrolled cough that causes difficulty breathing**
  - **Diarrhea, vomiting, or abdominal pain**
  - **New onset of severe headache, especially with a fever**
- **Close Contact / Potential Exposure**
  - **Identified as a close contact to a confirmed COVID-19 case (15 minutes or more within 6 feet or less)**
  - **Had close contact with a person under quarantine**
  - **Traveled to or lived in an area where large numbers of COVID-19 are reported (New cases exceed rate of 100 cases per 100,000 population in the past week)**
  - **Live in areas of high (substantial) community transmission while the school remains open (<https://doh.sd.gov/news/coronavirus.aspx>)**









**RED** Symptom Alone = Exclude until 24 hours after fever resolves

**BLUE** Symptom Alone = Exclusion for COVID-19 not necessary. Follow existing school policy

**GREEN** exposure + **RED** or **BLUE** Symptom = Exclude until test result is negative OR if untested, at least 10 days since symptom onset (and 24 hours without fever AND symptoms improved)

10.

## Not All Symptoms Will be a COVID-19 illness

Symptoms of COVID-19	Strep Throat	Common Cold	Flu	Asthma	Seasonal Allergies
FEVER 	✓		✓		
COUGH 		✓	✓	✓	✓
SORE THROAT 	✓	✓	✓		✓
SHORTNESS OF BREATH 				✓	
FATIGUE 		✓	✓	✓	✓
DIARRHEA OR VOMITING 	✓		✓		
RUNNY NOSE 		✓	✓		✓
BODY/MUSCLE ACHES 	✓	✓	✓		



11. The Home Screening graphic above provides some excellent guidance. To summarize, if your child has a fever greater than 100.4 degrees, the DOH is recommending that you keep your child home until they fever free for twenty-four hours. If a child is experiencing any of the symptoms listed in blue and that is their only symptom, proceed with your normal health care routine. If a child meets any of the criteria that are highlighted in green, in addition to either the red or blue criteria, the South Dakota Department of Health is recommending that you keep your child home until test results come back negative or if you do not have your child tested, keep him/her home for at least 10 days since the symptoms have begun.
12. Corsica Stickney School District will use the scenarios below, in conjunction with medical guidance provided by the South Dakota Department of Health to determine the levels of operation.
13. Covid-19 Return to School Plan Alteration update from special school board meeting on 10-1-2020  
Discussion was held on CDC guidelines in relation to close contact quarantines. Motion by Lagge seconded by Tolsma to update the Corsica-Stickney back to school guidelines as such: If a student is deemed a close contact, CDC guidelines of a 14-day quarantine are still recommended. The school will allow a close contact student to attend school if the student has no symptoms and wears a mask all day. If at any point during the 14-day window the student develops symptoms or refuses to wear a mask, the student will be required to go home. Motion carried.

# COVID-19 School Scenarios

Planning for the school year under multiple conditions

Prepared by the South Dakota Department of Health - Revised July 7, 2020



## **Scenario One:** No active cases in your community, and no cases in your school building

The South Dakota Departments of Health and Education recommend that school takes place with appropriate preparedness measures (e.g., requiring students/staff who are sick to stay home; teaching and reinforcing healthy hygiene practices; cleaning and disinfection efforts).

## **Scenario Two:** Active cases in your community, but no cases in your school buildings

The South Dakota Departments of Health and Education recommend that school takes place with appropriate preparedness measures (e.g., requiring students/staff who are sick to stay home; teaching and reinforcing healthy hygiene practices; cleaning and disinfection efforts).

## **Scenario Three:** Student or staff member identified by Department of Health as close contact of a positive COVID-19 case outside of the school community

The South Dakota Departments of Health and Education recommend that school should continue with appropriate preparedness measures in place.

## **Scenario Four:** Active case is identified in one of your school buildings

The South Dakota Departments of Health and Education recommend that school officials reassess processes - looking for gaps in prevention strategies. In the short-term, the Centers for Disease Control and Prevention (CDC) recommends closing off areas used by the sick person and waiting 24 hours (if feasible) before cleaning and disinfecting. Once area is appropriately disinfected, it can be opened for use.

## **Scenario Five:** Multiple active cases identified in your buildings at the same time

The South Dakota Departments of Health and Education recommend that school officials review relevant data to understand level of virus spread within the school building and conduct a risk/benefit analysis of factors such as degree of potential exposure within building; case trends in surrounding community; grade levels impacted; remote learning options; scheduling options; ability to staff buildings, etc. in determining the next steps. School leaders can request technical assistance from the DOH/DOE School Response Team if desired.

13. Continue to keep hands off face/mouth, wash hands frequently, Use hand sanitizer if not able to wash hands. Sanitizer is available in classrooms/entry points
14. Students should have personal supplies and not share if possible.
15. We now have the capability to give every student a laptop grades 1-12 and staff will take some time to teacher students how to long onto k-12 email/distance learning links.

Option 2—Deliver E-Learning classes during the regular school day following the class day schedule---We have purchased enough computers for grades 1-12 and are completely one to one—Utilize Zoom or possibly Teams and have links on one page for students to go to as we had in the past. This would be done if we need to close

Students need to understand they attend their class as per normal class schedule. It is just like in school but we are at a distance. They will need to utilize their technology—k12 email, zoom,

and other links used by staff. Assignments need to be kept up as per designed by the instructor. Students need to understand they attend their class when not physically in the building to keep the education ongoing.

Preferred Option 1 before moving to option 2 and there may be a possibility of a hybrid in between that would look like part of the students on some days and others on another day.

Current guidelines define a “close contact” as anyone who has been within 6 feet for 15 minutes of a positive case. By keeping classes separate as much as possible or maintain distance, we minimize these close contacts and thus decrease potential spread as well as minimize the number of people who would have to quarantine if someone tests positive for COVID.

These suggestions work better at some grade levels as opposed to others. The MS/HS kids are in contact more with each other in activities and at this time activities are approved to move forward by the SDHSAA and their guidelines for schools.

We ask for your cooperation in the scenarios we may get dealt. If cases stay out of the school we could be fortunate to have mostly regular school and activities. Our goal is to use what methods we have to slow/keep the virus out of our school community.

## **Reopening School Checklist**

### **Manage Student & Staff Health**

Remind parents to keep sick students at home. If they have a fever, keep them home until the fever is gone for three days without medication.

Ensure students have been screened for fever and other symptoms before entering the building.

Send students home if they become sick at school.

Identify an isolation space to separate anyone who may begin showing COVID-19 symptoms while at school.

Support and protect students and staff who are at higher risk for severe illness, possibly providing options for virtual learning.

Train school nurses or other personnel in how to care for anyone who may exhibit symptoms (see: What Healthcare Personnel Should Know About Caring for Patients with Confirmed or Possible COVID-19 Infection).

Maintain confidentiality.

## **Maintain Health & Hygiene**

Educate students to wash hands often with soap and water for at least 20 seconds, especially after using the bathroom, after blowing their nose, after coughing or sneezing, after touching high-touch surfaces, and before eating.

Provide alcohol-based hand sanitizers when soap and water may not be readily available. Educate young students on how and how much to use.

Encourage students to avoid touching their eyes, nose, and mouth.

Discard any supplies intended for one-time use.

Schedule breaks in the day for hand washing/sanitizing and/or sanitizing desks, workstations, and supplies.

Post signage reminding students of hygiene practices and include them in communication with parents (e.g. newsletters and emails).

## **Clean Sanitize, & Ventilate**

Thoroughly clean and disinfect classrooms and other areas using EPA-registered disinfectants. Use extra care when disinfecting high-touch areas such as floors, doorknobs, tables, handles, etc.

Sanitize all chairs and tables used in common classrooms or areas in between uses.

Ensure ventilation systems operate properly.

Increase circulation of outdoor air as much as possible by opening windows and doors and using fans. Do not open if they pose a health or safety risk (e.g., allowing pollens in or exacerbating asthma symptoms) to students.

Take steps to ensure all water systems (e.g. drinking fountains) are safe to use after prolonged facility shutdown in order to minimize risk of disease that may be associated with water.

Consider eliminating the use of water fountains altogether other than bottle fill stations to reduce risk of transmission.

## **Limit Sharing**

Keep students' belongings separate in individually labeled containers, cubbies, or areas.

Ensure adequate amounts of supplies in order to limit sharing of materials or keep use to one group of children at a time while disinfecting in between.

Avoid sharing electronic devices, toys, books, and other games or learning aids.

### **Cafeteria Guidelines**

Use disposable materials whenever possible, including the use of disposable plates, cups, and cutlery in school cafeterias. If disposable is unavailable, sanitize reusable materials thoroughly after each use.

Limit unnecessary staff and visitors in food service areas.

Prohibit students from sharing their food with each other.

Sanitize cookware, food preparation areas, and service stations regularly. Plan for food distribution that minimizes handling.

Sanitize tables in between lunch shifts and ensure proper distancing between students OR consider closing the lunchroom and having students eat in their classrooms if possible.

### **Administrative Practices**

When possible, stagger students and teachers to be 6 feet apart.

Post signage at entrances stating that no one with a fever or symptoms of COVID-19 can enter.

Post age-appropriate information around the building and in classrooms on how to prevent the spread of COVID-19.

Maintain attendance records for necessary contact tracing.

Establish policies that allow for remote learning for students who may have been exposed or who become symptomatic.

Ensure that any outside organizations using school facilities follow the school's protocols.

Limit school assemblies where large groups of students gather in one place – consider doing them virtually as a replacement.

Train all teachers and staff in safety and hygiene practices.

Designate a staff person to be responsible for responding to any COVID-19 concerns.

Communicate reopening plans to parents, students, and community members. Collect feedback from these groups as well.

***Visit [covid.sd.gov](https://covid.sd.gov) for more information***

### **Guidelines for School Buses**

*Prepared by the South Dakota Department of Health*

## **Practice Proper Hygiene**

Wash your hands or use hand sanitizer before getting on the bus.

Wash your hands or use hand sanitizer again after reaching your destination.

Avoid touching your eyes, nose, or mouth while on the bus.

Cover coughs and sneezes with a tissue or the inside of your elbow. Wash or sanitize hands immediately afterwards.

Limit touching frequently touched surfaces such as hand railings, buttons, and other seats when possible. If you must touch them, use hand sanitizer or wash your hands as soon as you can.

Clean/sanitize bus after each use.

## **Social Distance**

During travel, try to keep 6 feet apart from anyone not in your household when possible – If you cannot

Consider wearing a cloth face covering when physical distancing may be difficult.

## **Stay Home**

Anyone who is sick or has had a close contact to a person with COVID-19 should not use the bus and should stay home.

## **Protect People at Risk for Severe Illness**

Individuals who are at a higher risk to develop severe illness from COVID-19 should limit use of the bus system.

## **Use Ventilation**

Consider improving ventilation in the bus by opening windows or setting air to non-recirculation mode when possible.



## **For Bus Drivers**

### How Can I Protect Myself?

Consider asking bus passengers to avoid sitting within 6 feet of you.

Avoid touching surfaces often touched by passengers.

Practice routine cleaning and disinfection of frequently touched surfaces, including those frequently touched only by the driver, such as buttons or the steering wheel.

Use proper hand hygiene by washing hands with soap and water for at least 20 seconds, or sanitizing hands when soap and water aren't available.

Avoid touching your eyes, nose, or mouth.

Consider wearing a cloth face covering to further reduce risk of transmission.

### What Steps Can Employers Take?

Provide measures to physically separate or force distance between the passengers and the driver, such as tape on the floor or a physical partition.

Actively encourage sick drivers and students to stay home.

Provide drivers, students, and parents with correct information about COVID-19 and how it spreads.

Provide drivers with access to soap and water or hand sanitizer.

Provide gloves when necessary and provide training on how to use them properly.

Provide disposable disinfectant wipes for use on frequently touched surfaces as well as a trash can to dispose of them.

Visit [covid.sd.gov](https://www.covid.sd.gov) for more information

*Guidelines for School Buses - SD Department of Health - Page 2*

**Assumption of the Risk and Waiver of Liability Relating to Coronavirus / COVID-19**

The novel coronavirus, COVID-19, has been declared a worldwide pandemic by the World Health Organization. COVID-19 is extremely contagious and is believed to spread mainly from person-to-person contact. As a result, federal, state, and local governments and federal and state health agencies recommend social distancing and have, in many locations, prohibited the congregation of groups of people.

Corsica-Stickney School has put in place practical preventative measures to reduce the spread of COVID-19; however, Corsica-Stickney School cannot guarantee that you or your child(ren) will not become infected with COVID-19. Further, attending activities could increase your risk and your child(ren)'s risk of contracting COVID-19.

By participating in school and school activities sponsored by Corsica-Stickney School, I acknowledge the contagious nature of COVID-19. I voluntarily assume the risk that my child(ren) and I may be exposed to or infected by COVID-19 by attending school or activities and that such exposure or infection may result in personal injury, illness, permanent disability, and death. I understand that the risk of becoming exposed to or infected by COVID-19 at school or at school activities may result from the actions, omissions, or negligence of myself and others, including, but not limited to Corsica-Stickney School employees, volunteers, program participants and their families.

I voluntarily agree to assume all of the foregoing risks and accept sole responsibility for any injury to my child(ren) or myself (including, but not limited to, personal injury, disability, and death), illness, damage, loss, claim, liability, or expense, of any kind, that I or my child(ren) may experience or incur in connection with my child(ren)'s attendance at school or school activities or participation programming ("Claims"). On my behalf, and on behalf of my children, I hereby release, covenant not to sue, discharge, and hold harmless Corsica-Stickney School, its employees, agents, and representatives, of and from the Claims, out of or relating thereto. I understand and agree that this release includes any Claims based on the actions, omissions, or negligence of Corsica-Stickney School, its employees, agents, and representatives, whether a COVID-19 infection occurs before, during, or after participation in any Corsica-Stickney School program.

\_\_\_\_\_  
Student Name (Printed)

\_\_\_\_\_  
Student Signature

\_\_\_\_\_  
Date

\_\_\_\_\_  
Parent Name (Printed)

\_\_\_\_\_  
Parent Signature

\_\_\_\_\_  
Date